

FreeConferenceCallHD (FCCHD) App (page 1 of 4)

The FCCHD App can be downloaded for use on any smart phone or tablet (iPhone, iPad, or Android).

This App will enable you to dial into the **Saturday Peace and Serenity Telemeeting** as well as other telemeetings that use this service.



DOWNLOADING

Download the App to your device using the following links:

iPhone/iPad (Apple App Store):

<https://apps.apple.com/us/app/freeconferencecallhd-dialer/id498139019>

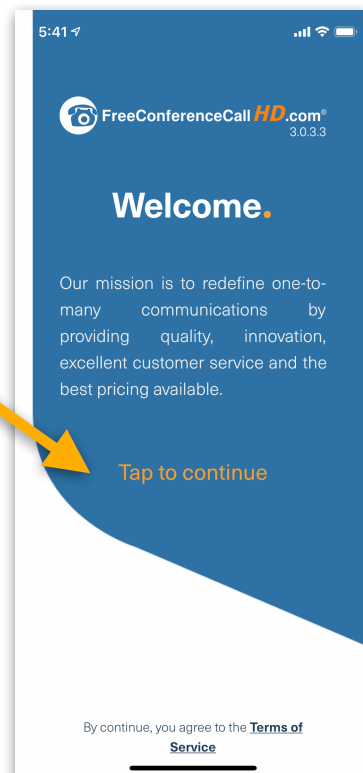
Android (Google Play Store)

<https://play.google.com/store/apps/details?id=com.freeconferencecall.sipphone.fcchd>

SETUP INSTRUCTIONS

When you first open the app, you will see the **WELCOME** screen shown here:

1. Click on **Tap to continue**



FreeConferenceCallHD (FCCHD) App (page 2 of 4)

2. You will be taken to the **RECENTS** screen shown below.

3. Click **Join** button.

4. On the next screen, enter the telemeeting information as shown below:

Country code: **+1 = U.S.** is the default (click the icon to change country code)
For International Numbers, visit our website:
<https://saatalk.info/us/meetings/meeting?xmeeting%5Bid%5D=45>

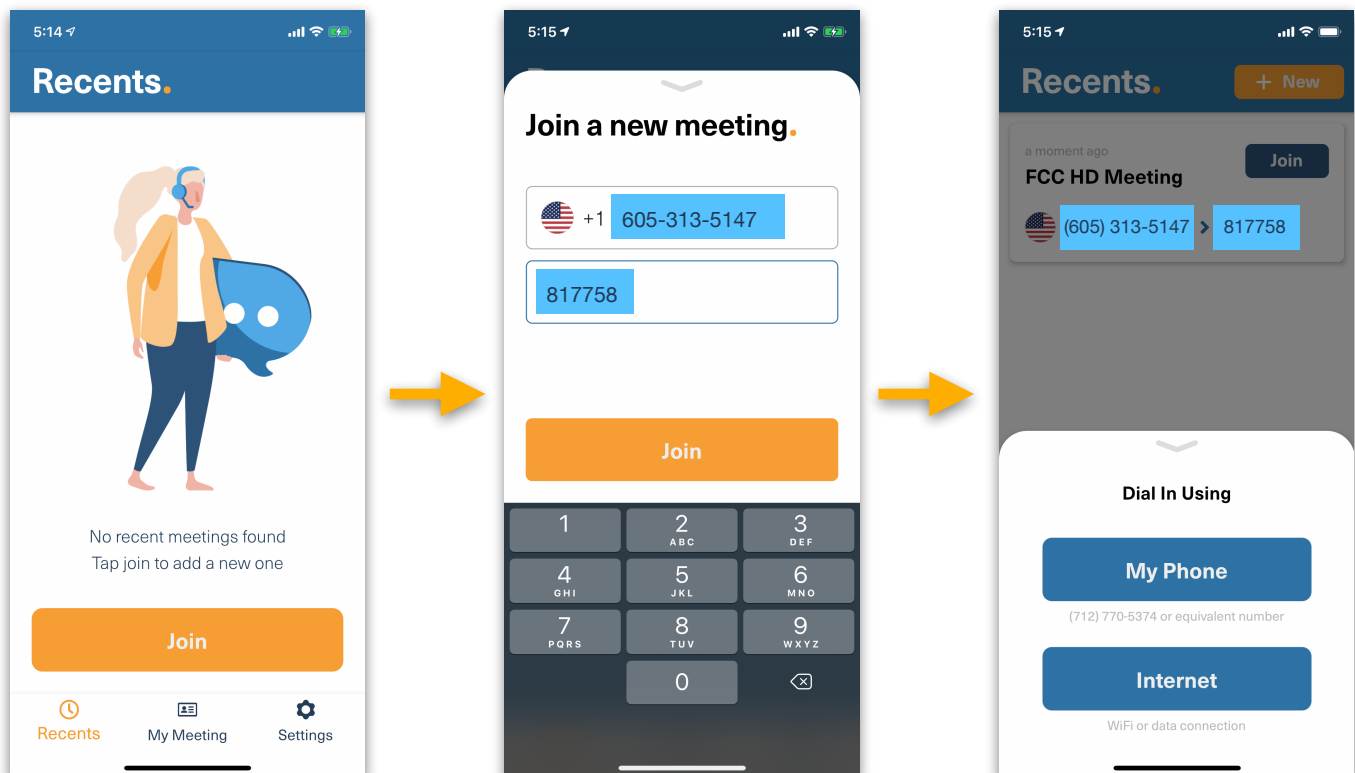
Phone number: **605-313-5147** (U.S. number)

Access code: **817758** (Enter **PARTICIPANT CODE** here)

*****MODERATORS:: DO NOT enter HOST code here*****
Using HOST code can inadvertently disrupt & hang up ALL CALLERS if you leave meeting, or you get disconnected.

5. Click **Join** button

6. Dial into the meeting by using the **My Phone** button, or the **Internet** button (this will use your Cellular connection, or your Internet Data / WIFI connection, respectively).



FreeConferenceCallHD (FCCHD) App (page 3 of 4)

7. If you use the **Internet** button to dial, the **PROFILE** screen appears (at left below). Enter your First Name and STATE only (e.g. John NY) to identify yourself to others. Click **Let's go** button to connect

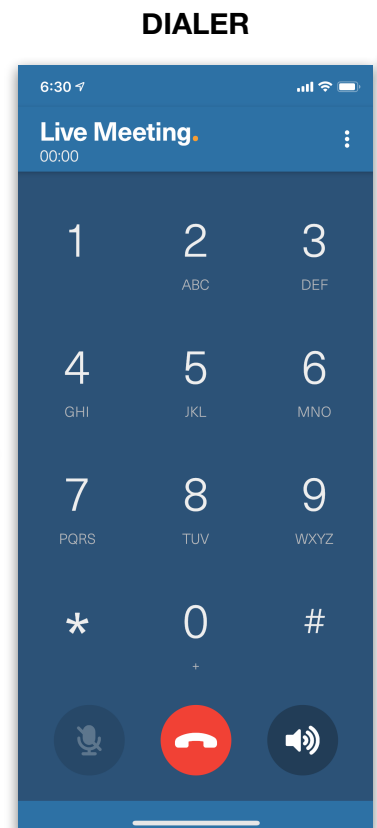
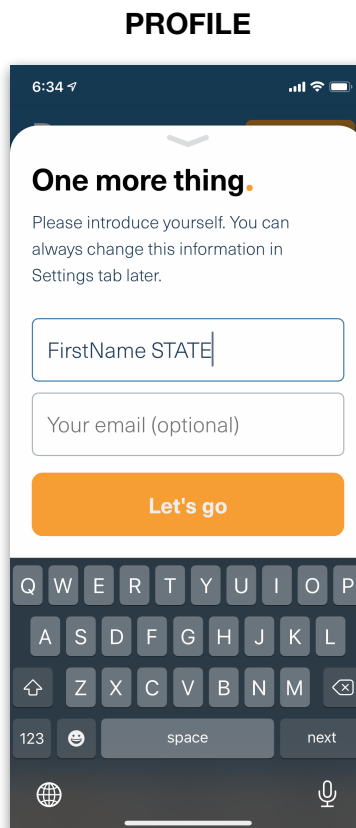
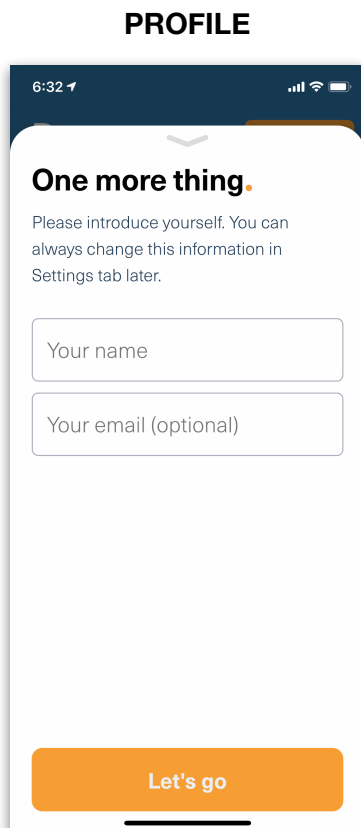

***TIP:** The **PROFILE** screen only appears the first time you use the dialer. You can change your name later after hanging up by using the **Settings** tab, and selecting **Edit Profile**.*

8. The **DIALER** screen will appear and your call will be connected. Use the buttons at the bottom of dialer to control the call as follows:

Mute
On / Off

Disconnect
Call

Speaker
On / Off



FreeConferenceCallHD (FCCHD) App (page 4 of 4)

INFORMATION FOR MODERATORS ONLY:

As mentioned on page 2 (step #4), moderators should enter the **PARTICIPANT CODE** when joining a meeting for the first time. **Please DO NOT enter the HOST CODE because this can inadvertently disrupt and hang up on ALL CALLERS if you leave the meeting, or are accidentally disconnected during the meeting.**

When you disconnect from all calls, go to the **RECENTS** tab on bottom left. The meeting should have a blue **Join** button on the top right corner, as shown here

If instead of a blue **Join** button, there is a yellow **Host** button, then this must be fixed as you have entered the **HOST CODE**. You should **REMOVE** the meeting (see below), and re-join it using the **PARTICIPANT CODE** instead.

TIP: Meetings are given a default LABEL of **FCC HD Meeting**. To change the default LABEL simply click on the LABEL to bring up the **Details** Screen (not shown here), then tap on the LABEL or the **PENCIL** icon to edit the label.

To **REMOVE** the meeting: (1) **SWIPE TO THE LEFT**, and a **TRASH** icon appears. (2) Tap the **TRASH** icon to remove the meeting; (3) **JOIN** the meeting using the **PARTICIPANT CODE**.

